



Scale Study: Level 1

Our music notes follow the Alphabet from A - G, before repeating.
On trumpet, the first note we usually learn is our "low C"



The first type of scale that we learn is our **Major Scale**, which is 8 notes long, so that it starts and ends on the same note.
The "C major scale" **starts** and **ends** on our C.


The distance between our **low C** and our **high C** is called an **Octave**.



Using the notes from our major scale, we can also make another type of scale called **the Pentatonic Scale**.

This is a **6 note** scale used often when we're trying to improvise.

This uses all of same the notes **except** the **4th and 7th**, which in the key of C is our "**F**" and "**B**"




We can also use notes from our scales together to make **Triads, Arpeggios, and Chords**.

When we play the **1st-3rd-5th** notes of our major scale seperately we make our **Major Triad**.

And if we play the **1st-3rd-5th-7th**, we make our **Major 7 Arpeggio**.

If we play the notes together on a piano or a guitar, it creates a **Major Chord**.



This exercise helps us with our finger speed, using only notes found in our C major scale.

Remember to accent the first note in each triplet, and to use more air to "push" the higher notes out.

